



## Creating a Multiple Version Key




1. In the version (VER) area, mark one bubble per key (up to 4 keys possible) so that each key has a unique identifier.



2. Create each key as you would normally. See:

- Creating a One-sided Key
- Creating a Two-sided Key



3. Ensure that each test form has the correct version (VER) identifier marked before it is collected from the student.