




Creating a Two-Sided Key




1. Find the Key Marking Row immediately above question 1.



2. Mark a test scoring option in the Key Marking Row as described in Marking the Key with Test Scoring Options.



3. Mark the 5 bubble in the key marking row of the first column of side 2. Your scoring options will carry over to side 2.



4. Mark the correct answer to each question.